

# Welcome!

## Entry Task:

1. Make sure you get a **GOAL PAPER** as you walk in
2. Sign on to Chromebook & close it ½ way
3. On your **GOAL PAPER**, write your answer to the following question:


***What is one challenging thing about being in middle school?***

# HSBP 7<sup>th</sup> Grade Lessons

6<sup>th</sup> Grade Lessons

7<sup>th</sup> Grade S.M.A.R.T Goals  
Exploring Careers

KBYG & Goal Reflection



---

# S.M.A.R.T GOALS = SUCCESS

Naviance Family Connection

<http://connection.naviance.com/eisenhowerms>

<http://connection.naviance.com/evergreenmid>

<http://connection.naviance.com/gatewayms>

<http://connection.naviance.com/heatherwoodms>

<http://connection.naviance.com/northmid>

# Lesson Tasks

Understand the features of the different tabs in Naviance Family Connection

Understand the difference between a goal and a wish.

Understand the components of a S.M.A.R.T goal.

Complete a 7<sup>th</sup> grade S.M.A.R.T goal in Naviance Family Connection.



# Learning Outcomes

Students will understand that using Naviance Family Connection, they can create, track, and update goals during their 7<sup>th</sup> grade year to help them maintain focus and achieve success.

# CREATING YOUR GOAL

---

# Goals and Your Future

Click on the **Careers** tab and scroll down to Road Trip Nation

Click the **Explore More** button

EXPLORE MORE

In the top, right corner, click **Themes**

Themes

Click on the **GOALS** button

GOALS (71)

Watch **Marshawn Evans**



You Define You  
(1:13)

Marshawn Evans

CEO  
Communication  
Counts

# Review the S.M.A.R.T Goal Criteria

Remember a ***goal***  
***without a plan is just***  
***a wish...*** Antoine De Saint-Exupery

Make sure you create a  
**S.M.A.R.T 7<sup>th</sup> Grade Goal**



<b>S</b> PECIFIC	What <u>exactly</u> is it you want to achieve?
<b>M</b> EASURABLE	How can you measure and track the progress of the goal?
<b>A</b> TTAINABLE	Is it actually attainable in the given time frame?
<b>R</b> ELEVANT	Is it something that you really want to do? Will it directly benefit you?
<b>T</b> IME BOUND	When do you want to achieve this goal by?

WHAT GOAL SHOULD I WRITE?

---

# Topic of your Goal

*\*Highlight or circle your goal topic and a single area you plan to focus on. See the example below.*

Organization	Time Management	Study Skills	Work Completion
Keeping assignments and papers in correct section of binder	Writing assignments and/or homework in some type of planner	Actually setting aside time to study prior to a test/quiz	Completing work when time in class is given and not to get distracted by friends or other things
Writing assignments, tests, quizzes in a planner	Identifying a time and/or place to complete homework after school	Understanding <u>what</u> to study when the teacher tells the class of an upcoming quiz/test	Remembering to write down due dates for assignments and projects in my planner
Locating assignments easily when it is time to turn them in	Looking at my busy after school schedule and trying to use extra time in class to reduce my amount of homework	Ask the teacher for additional help some of the concepts that will be on a test/quiz are still confusing	Keeping an organized binder to help locate assignments quickly for turn in
Coming prepared to class with pencils, books, paper etc.	If absent, contacting teachers about assignments and ask for additional help/time if needed	Creating study aids like flashcards or use online apps like Quizlet to help me prepare for a test/quiz	Create a set place in a binder for homework so it gets turned in

ENTER YOUR GOALS IN  
NAVIANCE!

---

# Log-in to Naviance Family Connection

Log-in:

<http://connection.naviance.com/eisenhowerms>

<http://connection.naviance.com/evergreenmid>

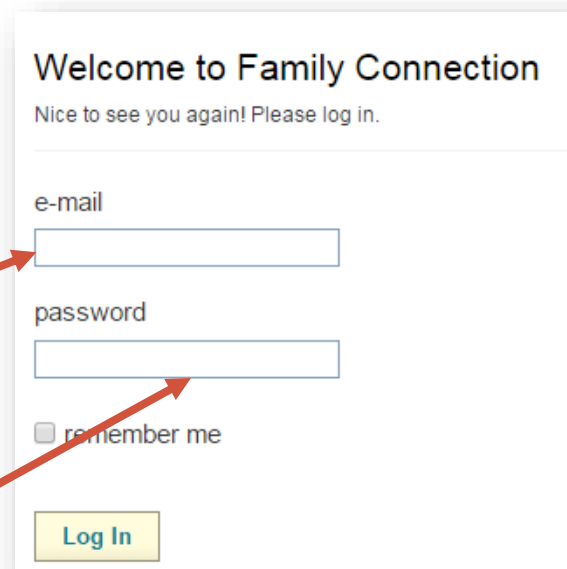
<http://connection.naviance.com/gatewayms>

<http://connection.naviance.com/heatherwoodms>

<http://connection.naviance.com/northmid>

**username:** student ID

**password:** last **4-digits** of your  
student ID + **2-digits** for the **day**  
you were born



Welcome to Family Connection  
Nice to see you again! Please log in.

e-mail

password

☐ remember me



# Set Your 7<sup>th</sup> Grade Goal

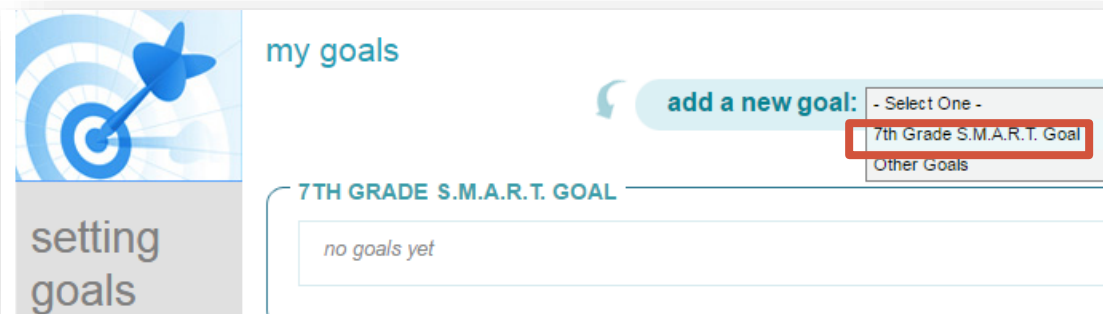
Click on the **my planner** tab



Click the **Goals** tab



# 7<sup>th</sup> Grade S.M.A.R.T Goal



my goals

add a new goal: - Select One -

7th Grade S.M.A.R.T. Goal

Other Goals

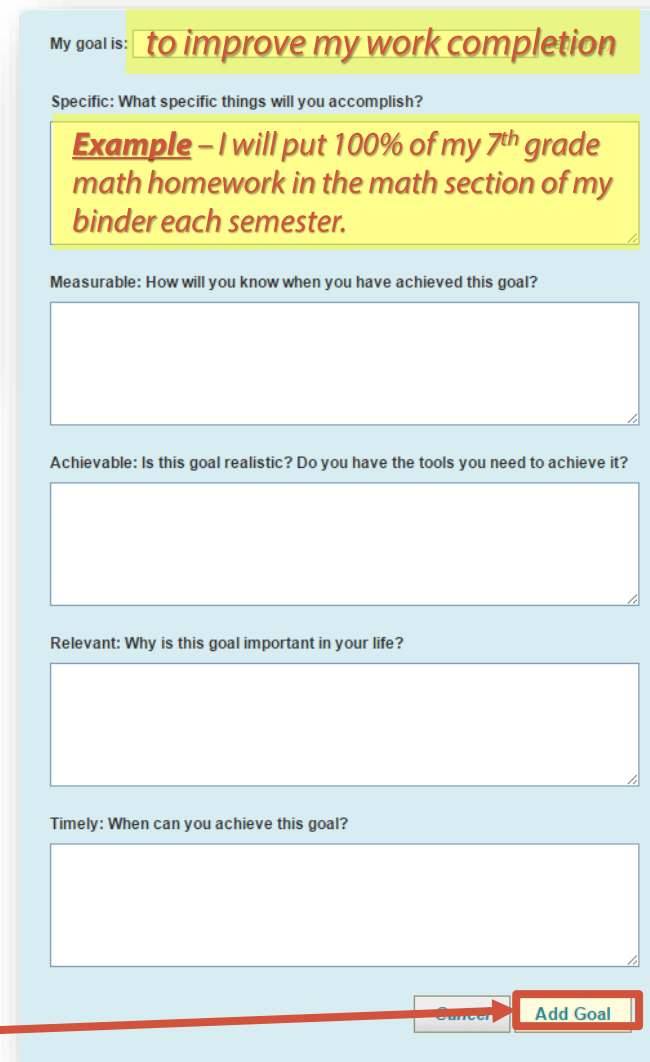
7TH GRADE S.M.A.R.T. GOAL

no goals yet

In the drop-down menu, select **7<sup>th</sup> Grade S.M.A.R.T Goal**.

Add specific and detailed information in each section to complete your **S.M.A.R.T Goal**.

Click the **Add Goal** button.



My goal is: **to improve my work completion**

Specific: What specific things will you accomplish?

**Example – I will put 100% of my 7<sup>th</sup> grade math homework in the math section of my binder each semester.**

Measurable: How will you know when you have achieved this goal?

Achievable: Is this goal realistic? Do you have the tools you need to achieve it?

Relevant: Why is this goal important in your life?

Timely: When can you achieve this goal?


Cancel Add Goal

# Time for Action!

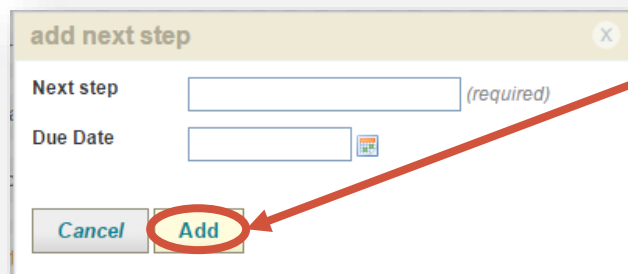
Once your goal is created, you will be prompted to come up with at least one action step.

Click **define your next step**

This looks like a great goal! Now, it's time to think about what steps you are going to take to achieve it.

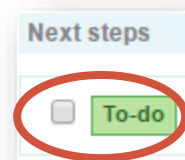
 [define your next step](#)

In the box provided, type one thing you plan to do in the next 1-2 weeks that will help you achieve your goal.




Click **Add**

You will now see your action steps or **To-do's**.

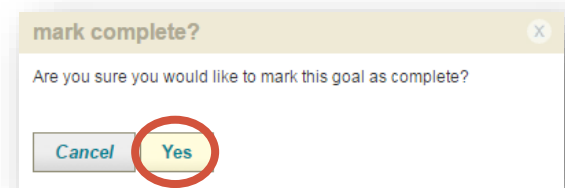
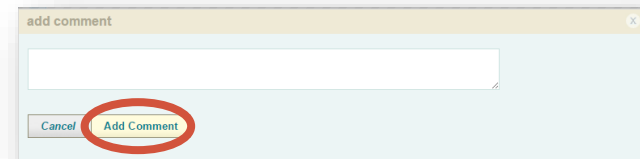


# Additional Goal Options

Once you have added a goal, you will have options for working with your goal.



- define your next step → Continue adding action steps
- edit goal → Edit/make adjustments to your goal
- add comment → Add comments as you make progress
- mark complete → Check off your goal when complete
- delete goal



COMPLETE LESSON 1...

---

# Complete the Lesson...

To complete the lesson click the **my planner** tab then click **Tasks Assigned to Me** in Naviance Family Connection. Next, click the link to complete the **HSBP GR 7 Lesson 1 Survey – S.M.A.R.T Goals**.



\*When your survey is **complete**, raise your hand to get your **Lesson 2** handout and **answer question #1**.

---

# EXPLORING CAREERS

Naviance Family Connection

<http://connection.naviance.com/eisenhowerms>

<http://connection.naviance.com/evergreenmid>

<http://connection.naviance.com/gatewayms>

<http://connection.naviance.com/heatherwoodms>

<http://connection.naviance.com/northmid>

## Lesson Tasks

Complete a career search and find careers based on student interests

Add careers to **favorite careers and clusters**

Complete the **GR 7 Lesson 2 Survey – Exploring Careers**



# Learning Outcomes

Students will identify possible future career interests using Naviance Family Connection.

Students will understand how their career interests relate to the courses they will need to take in high school and beyond to reach their goals.

# EXPLORING CAREER OPTIONS

---

# Your Evolving Future

Click on the **Careers** tab and scroll down to Road Trip Nation

Click the **Explore More** button

EXPLORE MORE

In the top, right corner, click **Themes**

Themes

Click on the **CHOICES** button

Watch **Elizabeth Clay Roy** →



Passion Evolves  
(1:06)

Elizabeth Clay Roy  
Chief Strategy Officer  
Phipps  
Neighborhoods, South  
Bronx Rising Together

# Explore Careers and Clusters

Naviance provides several ways to explore a variety of careers helping you discover future careers that match your interests.

The **Cluster Finder** survey will help you discover **career clusters**, *(groups of careers)*, based on your interests.

# Log-in to Naviance Family Connection

Log-in:

<http://connection.naviance.com/eisenhowerms>

<http://connection.naviance.com/evergreenmid>

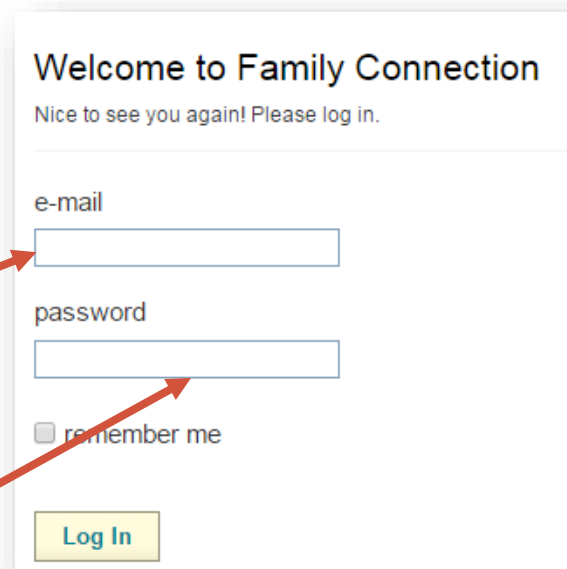
<http://connection.naviance.com/gatewayms>

<http://connection.naviance.com/heatherwoodms>

<http://connection.naviance.com/northmid>

**username:** student ID

**password:** last **4-digits** of your  
student ID + **2-digits** for the **day**  
you were born



Welcome to Family Connection  
Nice to see you again! Please log in.

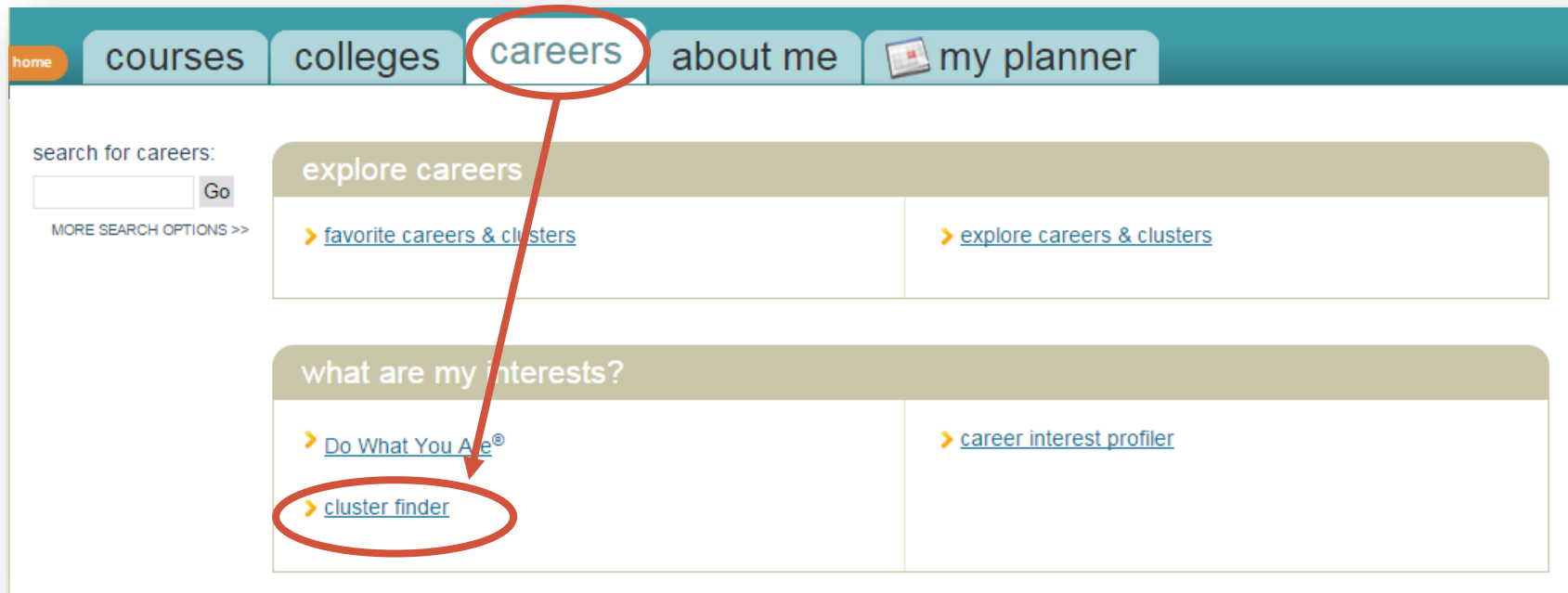
e-mail

password

☐ remember me

Log In

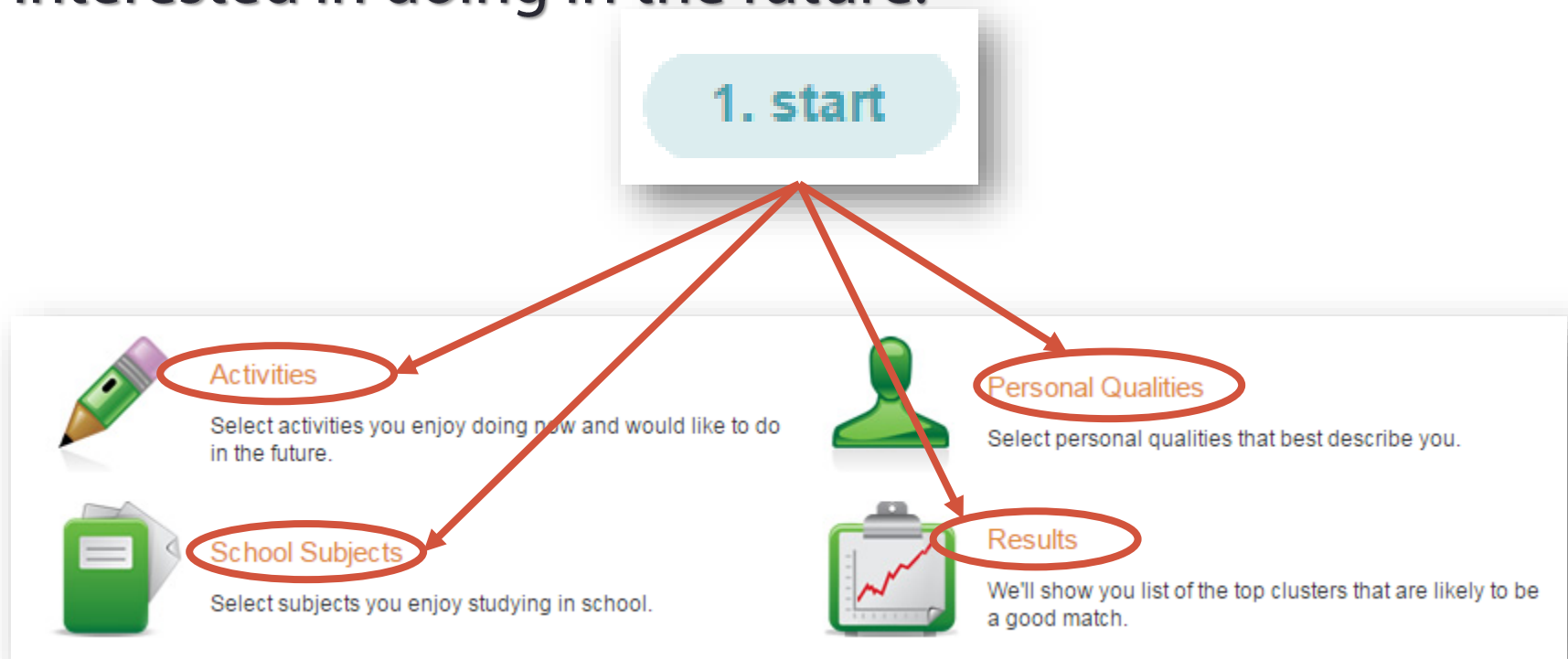
# Locating Career Cluster Finder



Click the **careers** tab, then click the link for **cluster finder**.

# Taking Cluster Finder

Click **start** to begin selecting **activities**, **personal qualities**, and **school subjects** that you like now or are interested in doing in the future.

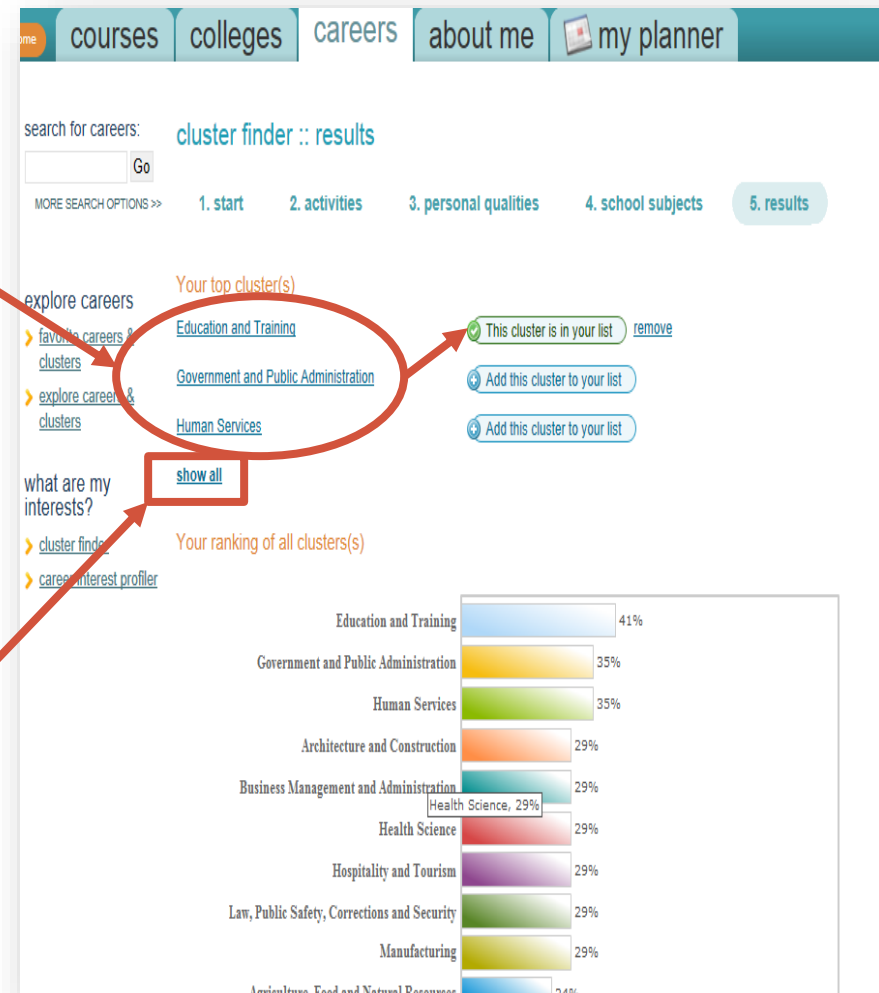


# Cluster Finder Results

Upon completion of the survey, your top **three** career clusters will appear.

Click the button next to the career cluster to add it to your list of favorites.

If you want to select from all career clusters click **show all**.





# ACCESSING CAREERS AND CLUSTERS

---

# Access to Careers and Clusters

Click on the **careers** tab.



Click the link to **favorite careers & clusters**.



my saved career clusters & pathways :: [explore career clusters](#)

## Career Cluster

[Government and Public Administration](#)

[Information Technology](#)

[Science, Technology, Engineering and Mathematics](#)

Any career cluster you **added** to your list will be in the career cluster section.

# Other options for Exploring Careers

In the **Career Finder** section, you can search or browse by **keyword**, **alphabet**, **category**, or **Holland Code**.

In the **Cluster Finder** section, you can browse by groups of careers (clusters) that have common features and skills. Careers grouped in the same cluster typically require similar education and training.

**CAREER FINDER**

Search by keyword:

Browse by alphabet: [A](#)[B](#)[C](#)[D](#)[E](#)[F](#)[G](#)[H](#)[I](#)[J](#)[K](#)[L](#)[M](#)[N](#)[O](#)[P](#)[Q](#)[R](#)[S](#)[T](#)[U](#)[V](#)[W](#)[X](#)[Y](#)[Z](#)

Browse by category:

Search by Holland Code: [\(what is this?\)](#)  
Narrow down your search by choosing up to three types.

















[explore clusters & pathways :: my clusters & pathways](#)

**CLUSTER FINDER**

Go directly to a cluster or pathway:

Career clusters are a way of grouping careers with common features and skills. Careers grouped into the same cluster typically require similar education and training. Exploring clusters can be a useful way to find a good career match, especially if you have general areas of interest but are not sure what specific careers match those interests. Career clusters can also help you better understand how your coursework in school can prepare you for certain types of careers.

Click on a career cluster to explore:

 <a href="#">Agriculture, Food and Natural Resources</a>	 <a href="#">Architecture and Construction</a>
 <a href="#">Arts, Audio/Video Technology and Communications</a>	 <a href="#">Business Management and Administration</a>
 <a href="#">Education and Training</a>	 <a href="#">Finance</a>
 <a href="#">Government and Public Administration</a>	 <a href="#">Health Science</a>
 <a href="#">Hospitality and Tourism</a>	 <a href="#">Human Services</a>
 <a href="#">Information Technology</a>	 <a href="#">Law, Public Safety, Corrections and Security</a>
 <a href="#">Manufacturing</a>	 <a href="#">Marketing</a>
 <a href="#">Science, Technology, Engineering and Mathematics</a>	 <a href="#">Transportation, Distribution and Logistics</a>

# Understanding a Career Cluster

**Click this button to add this cluster to your list.**

**Provides general information about careers in this cluster and the employment outlook.**

**Tells about the type of education you will need for a career in that cluster and credentials you can earn.**

**Provides a list of links to related careers in that cluster. Clicking the link gives details about specific careers.**

## Science, Technology, Engineering and Mathematics

[Add this cluster to your list](#)

Science, Technology, Engineering and Mathematics [+ ADD](#)

Engineering and Technology [+ ADD](#)

Science and Mathematics [+ ADD](#)

Overview

Credentials

Related Careers

Related Majors

Plan of Study

### Overview

There are thousands of challenging educational and training opportunities within the high-skilled world of Science, Technology, Engineering and Mathematics. Learners need a solid background in math, science and technical skills. Education and training can be obtained in high schools, technical colleges, two-year community colleges, four-year colleges, and career technical schools/institutes.

Along the way, career guidance, interests, abilities and skills to participate in relevant education, knowledge and skills through co-shadowing and internship. If the to employment. Colleges and universities prepare learners for professional

A career in science, technology, engineering and mathematics is constantly changing. Learners who pursue a career in this field must be prepared to provide scientific research, testing services, and research and

### Employment Outlook

Given the critical nature of much of the work in science, technology, engineering and mathematics, job possibilities abound even in times of economic hardship. Engineers will be needed to meet environmental challenges, up existing hazards. A shift in emphasis toward renewable energy sources that already exist, as well as increasing public interest in

» [Credentials](#)

» [Related Careers](#)

» [Related Majors](#)

[Plan of Study](#)

Cluster Contains The Following Pathways:

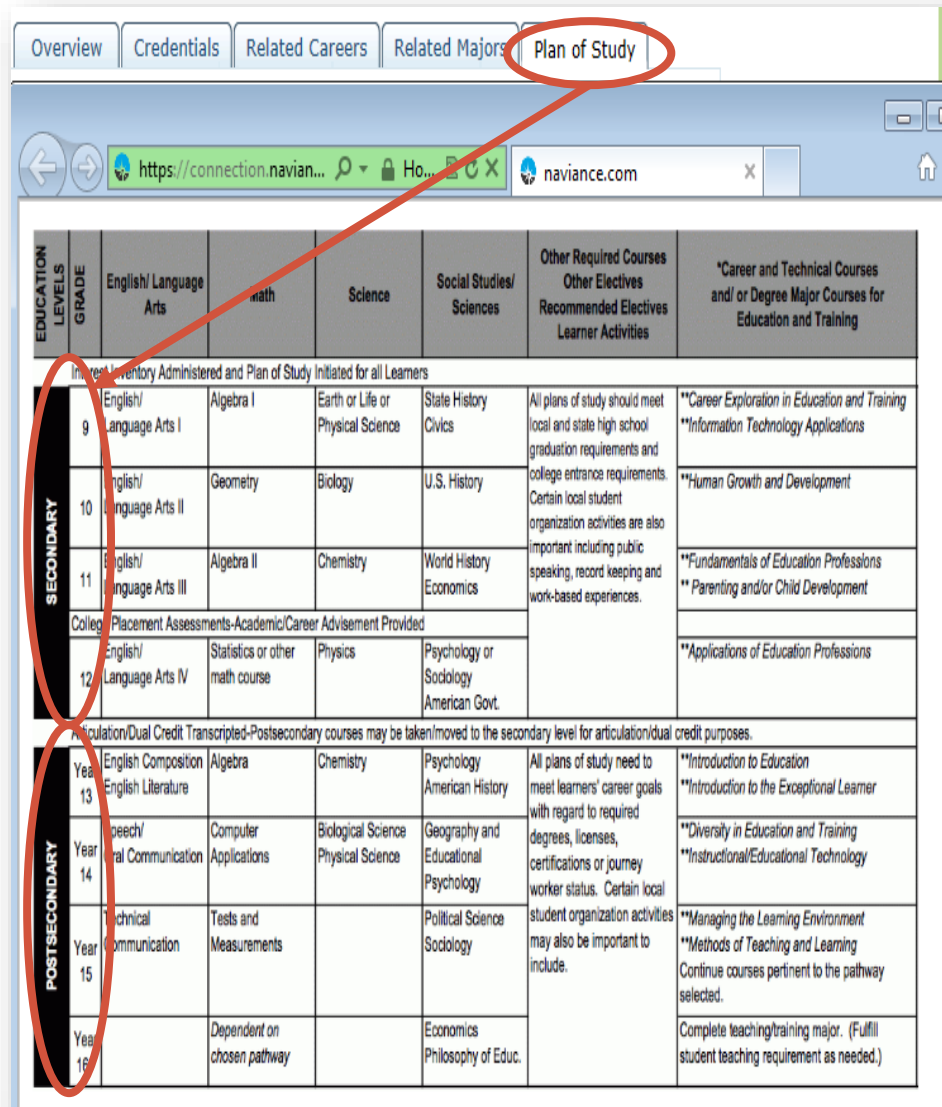
[Engineering and Technology](#)

[Science and Mathematics](#)

**Provides a list of links to college majors in that cluster. Clicking on a link leads you to a list of colleges offering that major.**

**Allows you to zoom in on a table outlining the types of courses you should take in both high school and college for the degree you want to earn.**

# Take a Closer Look at a Plan of Study



Overview Credentials Related Careers Related Majors **Plan of Study**

https://connection.navian... naviance.com

EDUCATION LEVELS	GRADE	English/ Language Arts	Math	Science	Social Studies/ Sciences	Other Required Courses Other Electives Recommended Electives Learner Activities	*Career and Technical Courses and/ or Degree Major Courses for Education and Training
Insert Inventory Administered and Plan of Study Initiated for all Learners							
SECONDARY	9	English/ Language Arts I	Algebra I	Earth or Life or Physical Science	State History Civics	All plans of study should meet local and state high school graduation requirements and college entrance requirements. Certain local student organization activities are also important including public speaking, record keeping and work-based experiences.	**Career Exploration in Education and Training **Information Technology Applications
	10	English/ Language Arts II	Geometry	Biology	U.S. History		**Human Growth and Development
	11	English/ Language Arts III	Algebra II	Chemistry	World History Economics		**Fundamentals of Education Professions **Parenting and/or Child Development
	12	English/ Language Arts IV	Statistics or other math course	Physics	Psychology or Sociology American Govt.		**Applications of Education Professions
Articulation/Dual Credit Transcribed-Postsecondary courses may be taken/moved to the secondary level for articulation/dual credit purposes.							
POSTSECONDARY	Year 13	English Composition English Literature	Algebra	Chemistry	Psychology American History	All plans of study need to meet learners' career goals with regard to required degrees, licenses, certifications or journey worker status. Certain local student organization activities may also be important to include.	**Introduction to Education **Introduction to the Exceptional Learner
	Year 14	Speech/ Oral Communication	Computer Applications	Biological Science Physical Science	Geography and Educational Psychology		**Diversity in Education and Training **Instructional/Educational Technology
	Year 15	Technical Communication	Tests and Measurements		Political Science Sociology		**Managing the Learning Environment **Methods of Teaching and Learning Continue courses pertinent to the pathway selected.
	Year 16		Dependent on chosen pathway		Economics Philosophy of Educ.		Complete teaching/training major. (Fulfill student teaching requirement as needed.)

Open the **Plan of Study** tab located in the career **overview**.

The **Plan of Study** will list the classes **required** in both secondary and post-secondary for that particular career.

This will help you see what courses you will need to take for your future career.

# Exploring Specific Careers

Overview

Knowledge & Skills

Tasks & Activities

Wages

Provides information about the **Job Descriptions, Interests, Related Occupations, Related College Majors**, possibly a **video** and **Related Career Clusters**.

Provides information about the **5 Most Important Skills, Abilities, and Knowledge Areas**.

Provides information about the **Typical Tasks** within that career and the **Most Common Work Activities**.

Provides information about the **annual and hourly wage information** by state.

For each specific career, you can read the **Overview, Knowledge & Skills, Tasks & Activities, and Wages**.

COMPLETET LESSON 2...

---

# Complete the Lesson...

To complete the lesson click the **my planner** tab then click **Tasks Assigned to Me** in Naviance Family Connection. Next, click the link to complete the **HSBP GR 7 Lesson 2 Survey – Exploring Careers**.



\*When your survey is **complete**, make sure all questions on your **Exploring Careers handout** are answered. (*This is your **exit ticket***)

\*When instructed, turn in handout and return Chromebook to cart.



# Stay Up to Date by Following...

@EPSNAV



epsnav



- Get the most current updates without logging in!
- Instant notifications and Naviance information comes directly to you!
- See what is happening around our district with Naviance!

# Naviance Questions?

If you have any questions, please contact [naviance@everettsd.org](mailto:naviance@everettsd.org). Be sure to provide your name and school.

To check messages sent to you through Naviance Family Connection, login and click the link for your **messages** on the right-hand side.

To contact your counselor, click the **contact us** link.

